

Educating during Covid-19

Online classroom education



Agenda

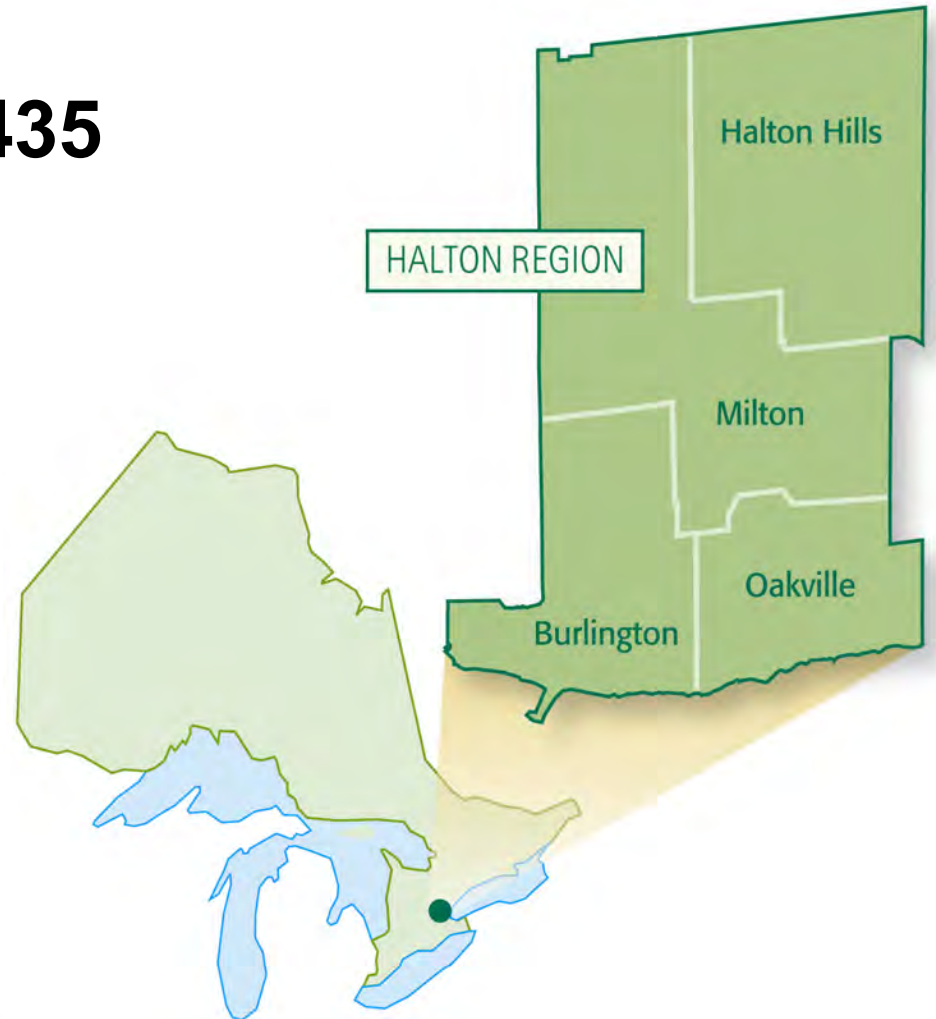
- Halton Region
 - School boards
 - Education program
- Covid -19 how it changed education
- Preparing for the new normal
- Designing virtual education
- Virtual implementation
- Feedback
- Wrap up



Regional Municipality of Halton

Population: 548, 435

- Burlington
- Halton Hills
- Milton
- Oakville



Publically-funded School Boards

School Board	Elementary Schools (K - 8)	Secondary Schools (9 - 12)	Total Students
Halton District School Board	81	17	56,000
Halton Catholic District School Board	45	9	35,000
Conseil scolaire Viamonde	3	1	750
Conseil scolaire de district catholique Centre-Sud	4	0	1,000
Provincial Schools Branch	2	1	500
TOTAL	132	29	93,250

Halton's Waste Education Program

- Grade divisional assemblies
 - Elementary & Secondary

130
presentations



15,000
students

The beginning of Covid-19

March 2020




Covid-19 School timeline


March 13 - Schools close for extended March Break

April 6 - the switch to online learning

May the 4th be with you...school will remain online until end of school year.



Covid-19 impacts



- Most presentations got cancelled
- Attempted a few virtual presentations using content from in-person presentations

Lesson's learned

- In-person presentation material was not suitable for virtual sessions!



Preparing for the new school year

What the new school year looked like:

In-class learning



At home virtual learning



Preparing for the new school year



**Do
your
research!**

Reach out to school boards

- What media platforms will be used
- Board restrictions around virtual presentations (no student faces, presentations cannot be recorded, photos cannot be taken, etc.)



Creating your presentation

- Create one presentation that is adaptable or create multiple, more specific presentations
- Be conscious of the length of your presentation
- Use images and videos to convey your message

Attention span



Distractions

**One size
doesn't fit all!**



Presentation vs. Video

You can decide if you want to personally conduct each presentation, pre-record your presentation or create a waste management video.

Also a possibility.....in person outdoor presentations!

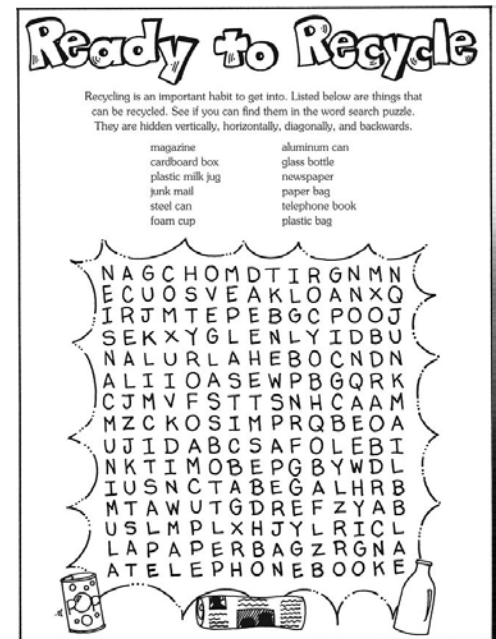
		CON
Personal presentation	 A woman in a light blue shirt and shorts is standing in a grassy area, holding a small object and addressing a group of children. The children are sitting on large, flat stones arranged in a circle. The background shows a lush green lawn and trees.	You may not be able to reach as many students
Pre-recorded/video		Reduces flexibility Cost associated with making video

Virtual education

- **Talk to teachers before presentation**
 - What is their expectation
 - What is the key focus
 - How long do you have to present

Create a backup plan!

- **Create a follow-up task**
 - Website to visit
 - Create/find a worksheet
 - Game
 - Craft



Virtual education

- Be prepared
- Be flexible
- Be adaptable
- Go with the flow!




Feedback

Ask the teacher for feedback

- Email
- Formal feedback survey

Virtual learning is new for everyone, you will get better with every presentation!



Don't forget

Diverting waste and education is a challenge on a normal day, it can be even more difficult during a pandemic.

Virtual learning is a great opportunity to create another avenue of communication to promote waste diversion!

So its very important for you to create strategies for you to continue to educate and build resiliency into your education programs.



Thank You!

Nicole Watt

Waste Diversion Education Coordinator



nicole.watt@halton.ca



halton.ca/waste

